

# Fluency Friends


## Activity Packet

March 2008

Tracy Johnson, Neptune Middle School

Natalie Laing, Neptune Middle School

## Before Reading...



1. Take a picture walk .....

\*Can you make a prediction, what will this book be about?

## During Reading...



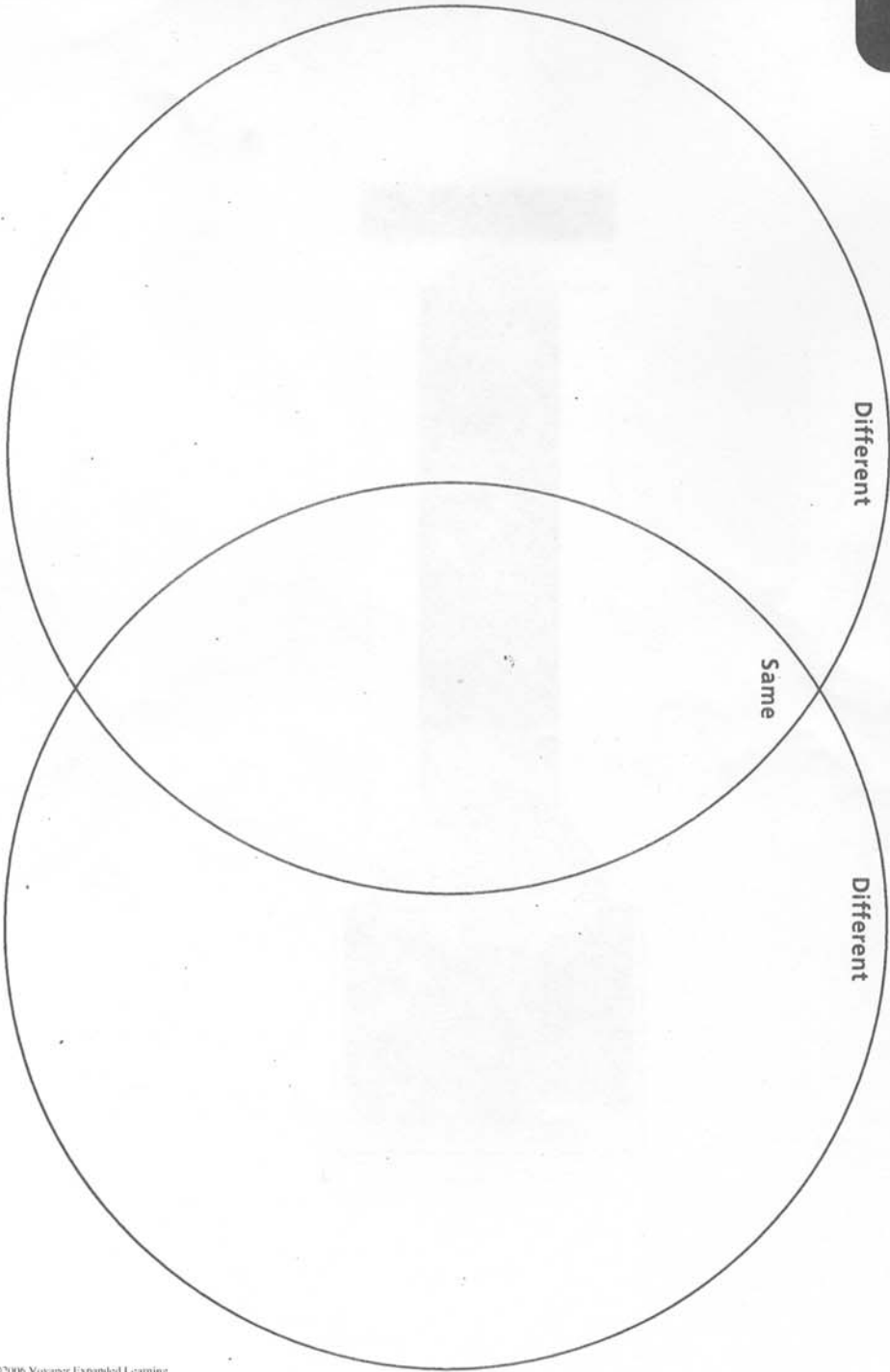
2. Read the book clearly and fluently.

## After Reading...



3. Complete the graphic organizer for your story.

Venn Diagram



## Vocabulary Strategies

2

Word:		
Context	Parts of a Word	Resource: dictionary

---

Word:		
Context	Parts of a Word	Resource: dictionary

---

Word:		
Context	Parts of a Word	Resource: dictionary

# Story Map

The diagram consists of a central oval with five horizontal lines for writing. It is connected to four surrounding rounded rectangular boxes: 'Setting:' (top), 'Main Characters:' (right), 'Problem:' (left), and 'Solution:' (bottom). Below the oval is a rectangular box with an arrow pointing up to the oval, containing the labels 'Name of book' and 'Author'.

**Setting:**  
Time \_\_\_\_\_  
Place \_\_\_\_\_

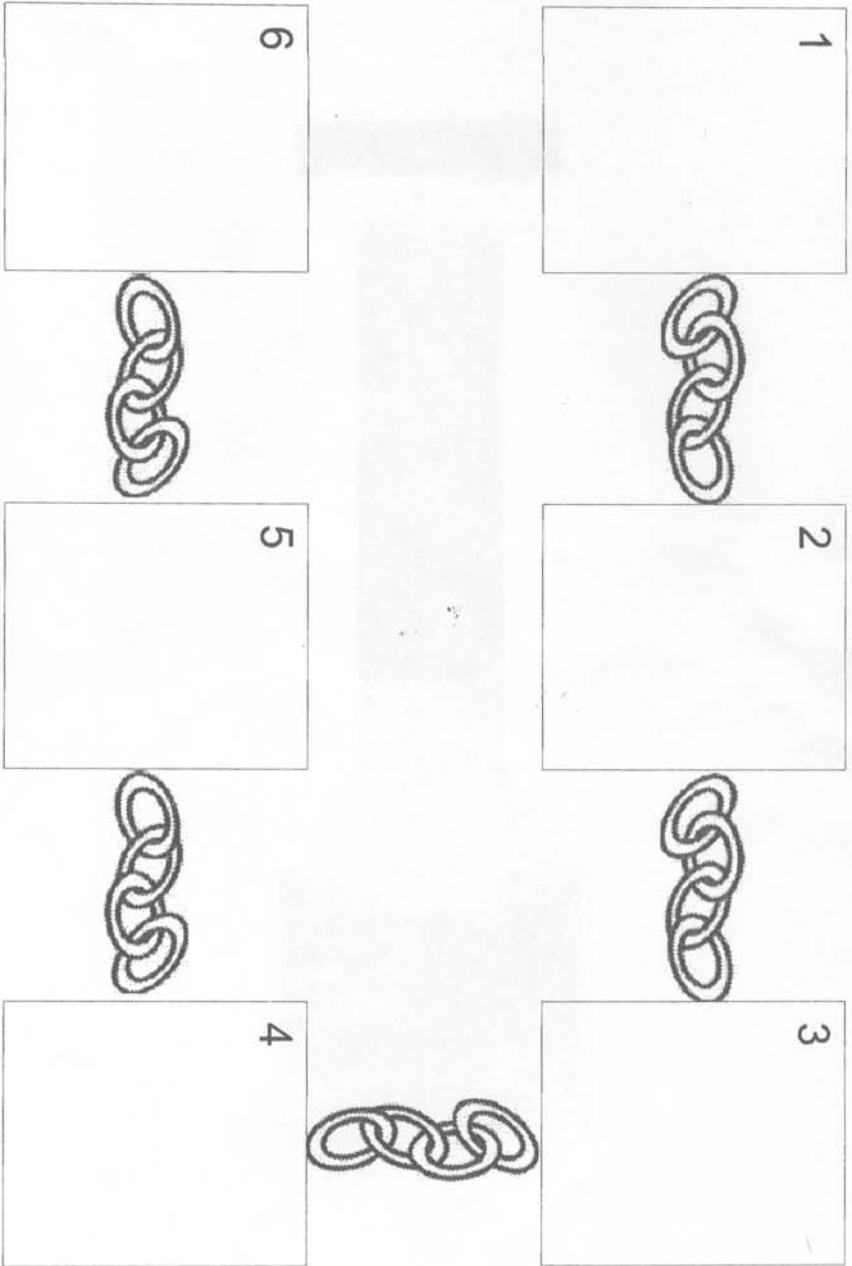
**Main Characters:**  
\_\_\_\_\_  
\_\_\_\_\_  
\_\_\_\_\_

**Problem:**  
\_\_\_\_\_  
\_\_\_\_\_  
\_\_\_\_\_  
\_\_\_\_\_

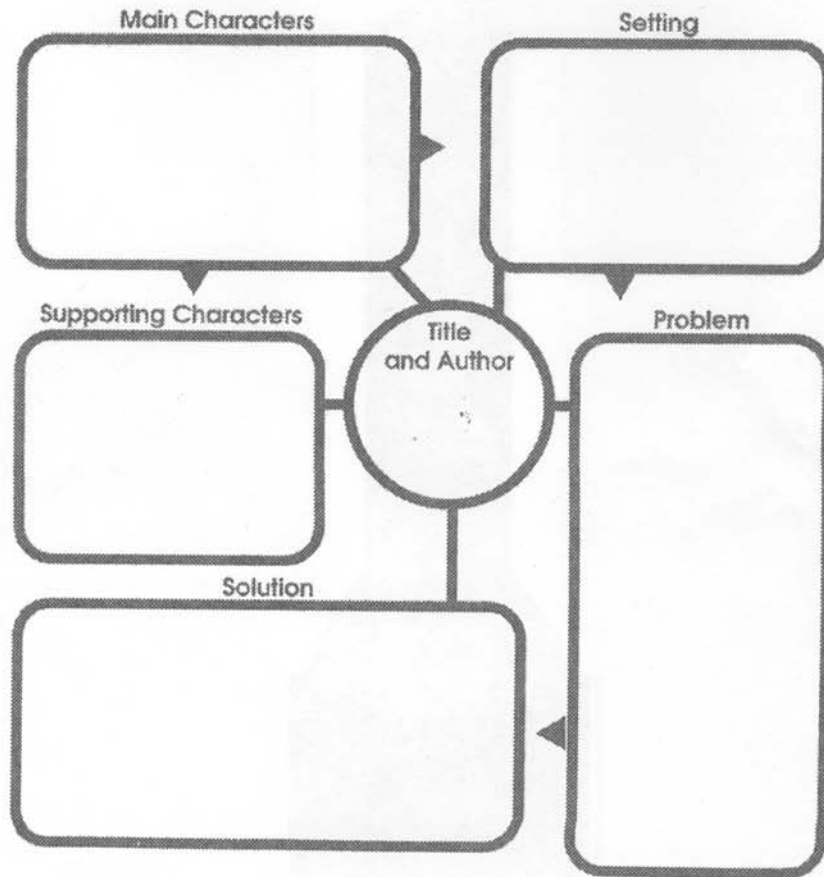
**Solution:**  
\_\_\_\_\_  
\_\_\_\_\_  
\_\_\_\_\_  
\_\_\_\_\_

**Name of book**  
**Author**

# Chain of Events



# Story Map



# Story Map

Story Title

Character(s)

Setting

Problem

Event

Event

Event

Event



Solution